

Țepușul

(Romania)

Pronunciation: tseh-POO-shool

Music: Theodor Vasilescu Romanian Folk Dances, Stockton '97

Rhythm: 9/8 meter, 2 + 2 + 2 + 3, counted here as 1, 2, 3, 4 or Q, Q, Q, S

Formation: Closed mixed circle of dancers with hands joined in V-pos.

Meas Pattern

PART A

- 1 Facing ctr and moving in LOD, stamp on R with wt while hands swing slightly back (cts 1-2); hop on R, raising L leg with slightly bent knee and move it in CCW arc (ct 3); step on L behind R, turning to face slightly L of ctr, as arms swing fwd (ct 4).
- 2 Facing slightly R of ctr and moving in LOD, step on ball of R ft as arms swing back (ct 1); stamp on L across R with wt, as arms swing fwd (ct 2); repeat ct 1 (ct 3); step on L across R with wt, as arms swing fwd and R leg is raised with bent knee (ct 4).
- 3-8 Repeat meas 1-2 three times (four times total).

PART B

- 1 Facing slightly L of ctr and moving in RLOD with arms raised fwd, elbows fully bent, step on R across L (ct 1); step on L to L (ct 2); step on R beside L (ct 3); leap onto L, raising R leg with bent knee diag fwd L (ct 4).
- 2 Leap onto R, raising bent L leg diag fwd R (cts 1-2); leap onto L raising R leg fwd with bent knee (ct 3); slap R ft fwd, no wt (ct 4);
- 3-6 Repeat meas 1-2 twice (three times total).
- 7 Repeat meas 1, cts 1-3 (cts 1-3); step on L, raising R leg fwd with bent knee, and pivoting CCW (ct 4).
- 8 Repeat meas 7.

PART C

- 1 With 4 steps, rotate 90° CCW, clapping fwd at face level (one clap per step): step fwd on R heel (ct 1); step on L (ct 2); step bkwd on R toe (ct 3); stamp on L with wt (ct 4).
- 2-3 Repeat meas 1 twice, ending with total rotation of 270°.
- 4 Stamping R, L, R and rotating CW, return to original pos without clapping (cts 1,2,3): stamp L fwd without wt (ct 4).
- 5 Facing ctr and moving in RLOD with hands joined in W-pos, step on L to L (ct 1); step on R behind L, as arms swing down (ct 2); step on L to L, raising R leg fwd 45° with knee bent (ct 3); straightening knee fwd, slap R ft fwd, as arms move fwd with elbows fully bent (ct 4).
- 6 Repeat meas 5 with opp ftwk and direction, arms and elbows remain the same.
- 7 Repeat meas 5.
- 8 Step on R across L (ct 1); step on L behind R (ct 2); step on R beside L (ct 3); stamp L with wt, raising R leg fwd in CCW arc with knee bent (ct 4).

Tepuşul—continued

PART D

Note: the 9 steps on meas 1 and 2 require one quarter note each.

- 1 Facing diag R of ctr and moving in LOD, stamp on R across L with wt (ct 1); step on L behind R (ct 2); step on R beside L (ct 3); step on L across R (ct 4); step on R behind L (ct uh,1).
- 2 Step on L beside R (ct &,2); step on R across L (ct &,3); step on L behind R (ct &,4); leap onto R beside L, raising L leg fwd in CW arc with knee bent (ct &,uh).
- 3 Step on L heel across R (ct 1); stamp on R with wt (ct 2); step on L heel across R (ct 3); stamp on R with wt, raising L fwd in CW arc with knee bent (ct 4).
- 4 Repeat meas 3.
- 5-8 Repeat meas 1-4 with opp ftwk and direction.

Repeat dance from the beginning.

Presented by Theodor Vasilescu


Tepușul

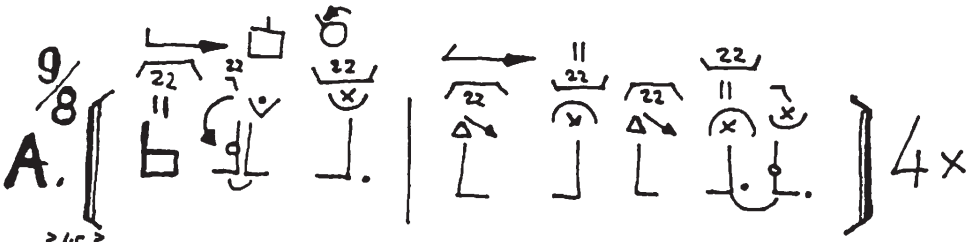
(Romania)

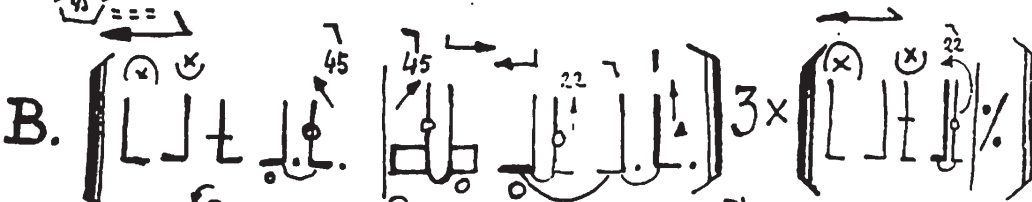
Pronunciation:

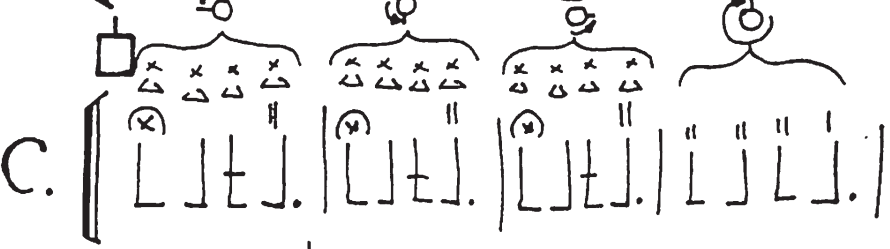
Music: Theodor Vasilescu Romanian Folk Dances, Stockton '97

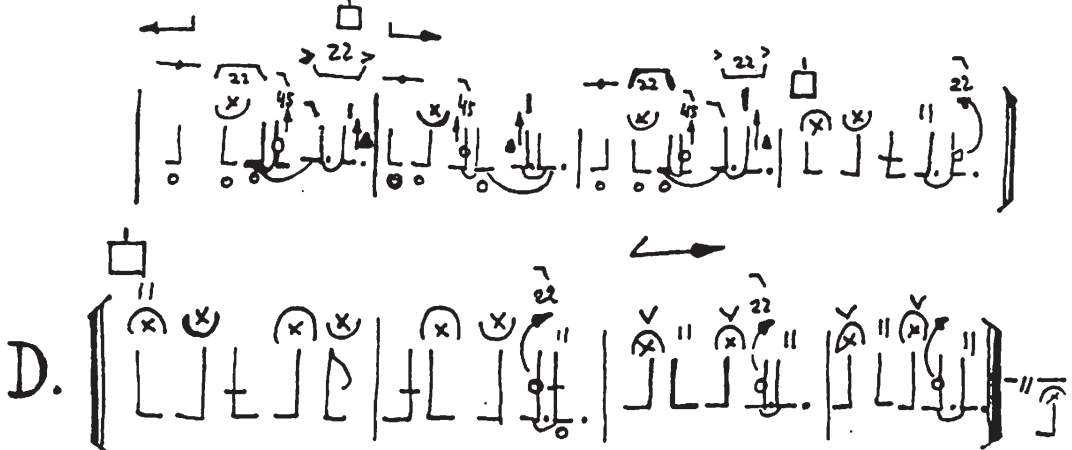
9/8 meter



A. $\frac{9}{8}$  4x

B.  3x

C. 

D. 

Presented by Theodor Vasilescu